



District Report Card: 2017


State: Bihar	District: Gopalganj
Class: 8	Subject: Language
Schools: 51	Students: 1236


Participation/Coverage


Students

GENDER 	Boys		Girls	
	Number	%	Number	%
	457	36.97	779	63.03

AREA 	Rural		Urban	
	Number	%	Number	%
	1114	90.13	122	9.87

CATEGORY 	SC		ST		OBC		GEN	
	Number	%	Number	%	Number	%	Number	%
	161	13.03	68	5.50	817	66.10	190	15.37

CWSN 	LD	VI	HI	S&LD	ID	Oth
	1	0	0	0	0	2

Management 	Government		Government-aided	
	Number	%	Number	%
	1210	97.90	26	2.10

Average Performance of Students in Language (%)

Overall	Gender		Area		Management		Social Group			
	Male	Female	Rural	Urban	Govt.	Aided	SC	ST	OBC	GEN
61.97	59.81	63.23	61.77	63.77	62.46	39.23	58.92	59.61	62.29	64.00

Performance on Learning Outcomes (LOs)

Learning Outcomes	Description	Average Performance(%)
L813	Read textual/non-textual materials with comprehension and identifies the details, characters, main idea and sequence of ideas and events while reading	61.97

Range of Performance of Students who Answered Correctly							
Below 30%		30% - 50%		50% - 75%		Above 75%	
Number	%	Number	%	Number	%	Number	%
118	9.55	217	17.56	534	43.20	367	29.69

Lowest Performing Learning Outcomes (LOs)

1 - Read textual/non-textual materials with comprehension and identifies the details, characters, main idea and sequence of ideas and events while reading (61.97)